

- For Continuing Dental Education -

BASIC & ADVANCED ENDODONTICS



DR. MAHMOUD EL-NAGGAR

BASIC & ADVANCED ENDODONTICS



Instructor

DR. MAHMOUD EL-NAGGAR



- BDS . Azhar University
- Endodontic speaker of online and offline course's

Overview

-Advance your skills in endodontics with this three-day, hands-on training program. While working side by side with today's sharpest endodontists, you'll receive advice, tips, and technology-focused insights. When you return to work on Saturday, you'll have new skills that allow you to perform better endodontic care more confidently and quickly. This hands-on program features diagnosis, access preparations, safer and faster instrumentation, obturation, pain and infection management, single visit endo, and the restoration of endodontically-treated teeth, curved canals management and retreatment .

BASIC & ADVANCED ENDODONTICS



Curriculum

A-Basic Content

- **Diagnosis & Treatment Planning:**

- Medically compromised patients in daily endodontic practice
- Different types of Endodontics lesions

- **How to diagnose & manage:**

- Reversible pulpitis
- Irreversible pulpitis
- Chronic cases.
- Acute apical access
- Chronic apical access

- **Different types of perio lesions:**

- How to diagnose & manage.
- Apical periodontitis
- Chronic periodontitis

- **Different types of Endo-Perio lesions:**

- How to diagnose & manage
- Primary perio & secondary Endo
- Primary Endo & secondary perio

BASIC & ADVANCED ENDODONTICS



- **Different pulp testings:**

- Methods of cold thermal
- Methods of hot thermal
- Electrical with clinical tips & Tricks

- **Clinical examination:**

- percussion tests
- palpation tests
- Biting tests
- Dyes tests
- Illumination tests
- How to apply with clinical tips & Tricks

- **Radiographic examination:**

- How to gain the maximum benefit of 2D radiograph examination (peri-apical - panorama)

- **Pain Control:**

- **All types of anaesthesia:**

- How to get the maximum benefit of each anaesthesia technique
- Instruments used for all anaesthesia techniques
- How to manage post operative pain

- **Single versus multiple visits:**

- When & Why

BASIC & ADVANCED ENDODONTICS



- **Different types of intercanal medications:**
 - When , why & How to use
- **Internal root resorption:**
 - How to diagnose & manage
- **External root resorption:**
 - How to diagnose & manage
- **Traumatized teeth:**
- **Modern concepts of access cavity designs:**
 - Traditional access cavity
 - Conservative access cavity
 - Ninga access
 - Truss access
 - Instruments & tools used
 - Case selection & analysis of each design
 - Access cavity designs for each tooth
 - Internal anatomy of each tooth
 - Abnormalities in each tooth
 - How to locate extra canals in each tooth
 - How to suspect the presence of extra canals
 - Complications during access cavity preparations
 - How to detect & manage

BASIC & ADVANCED ENDODONTICS



- **Modern concepts of root canal preparations:**
 - Different file materials for each case
 - Different file designs
 - Conservative vs Traditional root canal preparation
 - Different file tapering for each case
 - Manual root canal preparation
- **Different irrigation protocols according to each case:**
 - How to prepare your required irrigation manually
 - Passive irrigation activation techniques
 - Active irrigation activation techniques
- **Complications during cleaning & shaping:**
 - How to detect & manage
 - Sodium hypochlorite accident
 - Full protocol of management & healing
- **Different obturation techniques according to the case:**
 - Obturation materials
 - 3D obturation
 - Complications during obturation
 - How to diagnose & manage
 - Sealers in the market
 - Case selection of each type sealer

BASIC & ADVANCED ENDODONTICS



B-Advanced Content

- **Different instrument separation:**

- Metal posts, ultrasonics & files

- **Bypassing:**

- How, why & when

- **Ledge:**

- Causes, prevention & management (How to bypass)

- **Retreatment:**

- Techniques of removal different obturation material
- Instruments used

- **Perforation:**

- Causes, prevention, management techniques & Different materials of management.

- **Abnormal canal anatomy:**

- Canal splitting, severely curved canals, calcified canals.
- How to locate missed canals

- **Vital pulp therapy:**

- Direct pulp capping
- Indirect pulp capping
 - **Apexogenesis**
 - **Apexification**
 - **Revascularization**

BASIC & ADVANCED ENDODONTICS



- **Work shop:**

- Access cavity
- Mechanical preparation (using Rotary)
- Obturation
- Curved canal management
- Retreatment
- Repair perforation with MTA

About us

- ASKYADOC is the largest online platform in MENA that offers medical courses designed to provide students and professionals with an in-depth education through a large variety of medical fields including (Medicine, dental, and pharma).
- Courses are taught by academic and medical experts, guaranteeing an excellent opportunity for both novices and medical experts to develop their medical expertise and knowledge. Our quality standards and positive interaction with our customers for more than 5 years allowing us to improve continue to develop.
- Our values summarize our attitude towards our work and are deeply embedded in the way we run our company and how we focus on supporting our customers on their path to a successful medical career.





BASIC & ADVANCED ENDODONTICS



Contacts

- **Phone number:** +201117111763
- **Website:** www.askyadoc.org/dental
- **HQ Address:** 2 Hesham Labib, Al Manteqah Ath Thamenah, Nasr City, Cairo Governorate.

Our Channels:-

-  Facebook:- <https://www.facebook.com/Askyadoc.Dental>
-  Instagram:- https://www.instagram.com/askyadoc_dental/
-  Youtube:- <https://www.youtube.com/c/Askyadoc>
-  LinkedIn:- <https://www.linkedin.com/company/ask-ya-doc/mycompany/>

Payment Methods



- Vodafone Cash
- Western Union
- Bank transfer
- AMAN
- Visa/Mastercard
- In ASKYADOC's headquarter

BASIC & ADVANCED ENDODONTICS



Other courses for reservations



**ASK YOUR AGENT
ABOUT MORE COURSES
IN DENTAL**

**(ENDO, LAMINATE VENEER, MFDS,
ORTHO, DENTAL PHOTOGRAPHY, SURGERY, ETC)**

OR VISIT

www.askyadoc.org/dental